

WELCOME TO DIGITAL LIBRARY

NALANDA (Started In 1999)



LIBRARY

URL:

<http://library.nitc.ac.in/>

Email: nalanda@nitc.ac.in

Network of Automated Library AND Archives

| | |
|------------------|--|
| | Accessible from NITC IPs anywhere in the campus |
| Web OPAC | Powerful search engine to find status of books in our stack room. |
| DSpace | Contains theses and dissertations from all departments of NITC. Also hosts the ASTM and BIS standards. Email: nalanda_dspace@nitc.ac.in |
| NPTEL | E-learning initiative. Local copy. Collection is obtained from IIT Madras. |
| Eduserver | A moodle server for online course management at NITC. |

Network of Automated Library AND Archives

| | |
|-----------------------|---|
| | Accessible from NITC IPs anywhere in the campus |
| Web Of Science | Abstract and Citation Databases of Peer-Reviewed Literature |
| Turnitin | Plagiarism Checker Email: turnitin@nitc.ac.in |
| Grammarly | English writing support tool – spelling, grammar, usage etc. |
| Eikon | Tool for financial analysis |

OPAC

- Opac means Online Public Access Catalog (OPAC).
- OPAC users can carry out searches starting from ten fields (Keyword, Subject, Title, Class, Barcode, author, publisher, etc.). As in the librarian interface, they can order the results according to several criteria.
- OPAC is a gateway to Library's Collection.

Book Search in OPAC

Step1 :Goto

<http://www.library.nitc.ac.in/opac.php>

The screenshot shows a web browser window with the URL <http://www.library.nitc.ac.in/opac.php> in the address bar. The browser's tab bar shows several open tabs: 'Apps', 'Turnitin', 'DSpace', 'Koha > Session', 'Duty', 'Directorate of T', 'Central Library', and 'FreeJobAlert.C'. The website header features the 'koha' logo, a 'Lists' dropdown menu, and a 'Log in to your account' link. Below the header, the NIT Calicut logo and name are displayed in both Hindi and English. A search bar is present with a dropdown menu set to 'Library catalog' and a blue 'Go' button. Below the search bar, there are links for 'Advanced search', 'Authority search', and 'Tag cloud'. The main content area is titled 'Welcome to the Online Catalog of NIT Calicut Library' and contains introductory text about the search process. On the left side of the main content area, there is a sidebar with three buttons: 'NIT Calicut', 'Library Home Page', and 'Nalanda Repository'. On the right side, there is a 'Log in to your account:' section with input fields for 'Login:' and 'Password:', and a 'Log in' button. The footer of the page indicates it is 'Powered by Koha'.

Apps Turnitin DSpace Koha > Session Duty Directorate of T Central Library FreeJobAlert.C

koha Lists Log in to your account

राष्ट्रीय प्रौद्योगिकी संस्थान कलिकट
NATIONAL INSTITUTE OF TECHNOLOGY CALICUT

Search Library catalog Go

[Advanced search](#) | [Authority search](#) | [Tag cloud](#)

Home

NIT Calicut
Library Home Page
Nalanda Repository

Welcome to the Online Catalog of NIT Calicut Library

To get started, just fill in the blank on the search bar above with what you want to find and click GO. If there is something specific that you wish to find, like an author or a title, you can use the "Library Catalog" dropdown menu to select a specific area.

You can also use the format dropdown menu to search particular types of items - like books, bound volumes, or CDs - or search for items in specific collections. For even more specific searching, use the advanced search feature to help narrow in on what you are looking for.

And as always, we are here to help you! Stop by the circulation desk or contact the Librarian if you aren't finding what you need.

Log in to your account:

Login:

Password:

Log in

Powered by Koha

Step-2

Enter book key word or name

Step-3

Click Go Button

192.168.240.18/cgi-bin/koha/opac-main.pl?q=DATA+MINING

Apps Turnitin DSpace Koha Session b Duty Directorate of T Central Library FreeJobAlert.Co

koha Lists Log in to your account Search history [x]

राष्ट्रीय प्रौद्योगिकी संस्थान कलिकट
NATIONAL INSTITUTE OF TECHNOLOGY CALICUT

Search Library catalog DATA MINING Go

Advanced search | Authority search | Tag cloud

Home > Results of search for 'kw,wrcl: DATA MINING'

Refine your search

Availability
[Limit to currently available items.](#)

Authors
[Frank_Eibe](#)
[Han_Jiawei](#)
[Larose_Daniel T.](#)
[Steinbach_Michael](#)
[Witten_Ian H.](#)
[Show more](#)

Holding libraries
[Library](#)

Item types
[General Books](#)
[Reference Book](#)
[Special Collection - Books](#)

Series
[Advanced information...](#)
[Data mining and know...](#)
[frontiers in artific...](#)
[Kluwer international...](#)

Your search returned 55 results.

1 2 3 Next »

Unhighlight Relevance

Select all Clear all Place hold

☐ **Building data mining applications for CRM / by Alex Berson and others**
by Berson, Alex.
Material type: Book; Format: print; Literary form: Not fiction
Publisher: New Delhi : Tata McGraw-Hill, 2000; New Delhi : Tata McGraw-Hill, 2001
Availability: **Items available for loan:** Library (2).
Location(s): 658 4038 BER.
★★★★★
[Place hold](#)

☐ **Data mining / by P. Adriaans and D. Zantinge**
by Adriaans, P | Zantinge, D.
Material type: Book; Format: print; Literary form: Not fiction
Publisher: Singapore : Addison Wesley Longman, 2000
Availability: **Items available for loan:** Library (1).
Location(s): 004 ADR.
★★★★★
[Place hold](#)

No cover image available

After performing a search the number of results found for your search will appear above the results

The screenshot shows the Koha library catalog interface. At the top, the Koha logo and 'Lists' menu are on the left, while 'Log in to your account' and 'Search history [x]' are on the right. Below the header, the National Institute of Technology Calicut logo and name are displayed. The search bar contains 'DATA MINING' with a 'Go' button. Below the search bar, links for 'Advanced search', 'Authority search', and 'Tag cloud' are visible. The main content area shows 'Home' and 'Results of search for 'kw,wrdr: DATA MINING''. On the left, a 'Refine your search' sidebar includes 'Availability' (with a link to 'Limit to currently available items') and 'Authors'. The main results area states 'Your search returned 55 results.' followed by a pagination bar with '1', '2', '3', and 'Next >'. Below the pagination, there is an 'Unhighlight' link and a 'Relevance' dropdown menu.

koha Lists

Log in to your account Search history [x]

राष्ट्रीय प्रौद्योगिकी संस्थान कलिकट
NATIONAL INSTITUTE OF TECHNOLOGY CALICUT

Search Library catalog DATA MINING Go

Advanced search | Authority search | Tag cloud

Home Results of search for 'kw,wrdr: DATA MINING'

Refine your search

Availability
[Limit to currently available items.](#)

Authors

Your search returned 55 results.

1 2 3 Next >

Unhighlight Relevance



Building data mining applications for CRM / by Alex Berson and others

by Berson, Alex.

Material type: Book; Format: print ; Literary form: Not fiction


Publisher: New Delhi : Tata McGraw-Hill, 2000; New Delhi : Tata McGraw-Hill, 2001

Availability: **Items available for loan:** Library (2).

Location(s): 658.4038 BER.



[Place hold](#)



Data mining / by P. Adriaans and D. Zantinge

by Adriaans, P | Zantinge, D.

Material type: Book; Format: print ; Literary form: Not fiction

Publisher: Singapore : Addison Wesley Longman, 2000

Availability: **Items available for loan:** Library (1).

Location(s): 004 ADR.

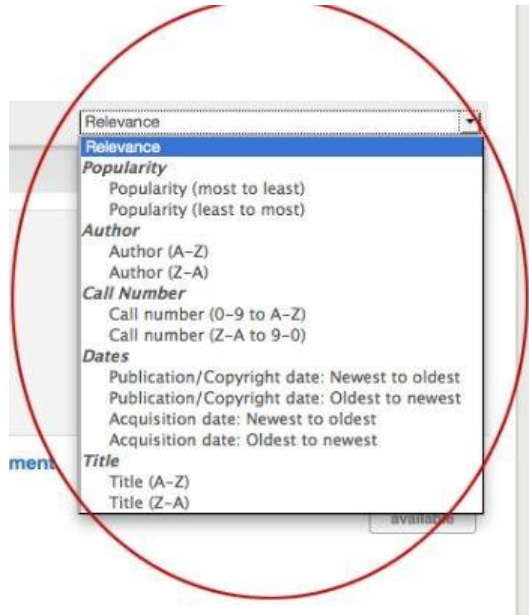


[Place hold](#)

No cover
image
available

—————→ *If the items are available for loan, then you can issue the book*

By default your search results will be sorted based on your OPAC default Sort Field and OPAC default Sort Order system preference values. To change this you can choose another sorting method from the pull down on the right.



YOU CAN SEARCH BY

1)Library Catalog

2)Title



3)Author

4)Subject


5)ISBN


The screenshot shows the NIT Calicut Library catalog website in a Google Chrome browser. The browser's address bar displays the URL `192.168.240.18/cgi-bin/koha/opac-main.pl`. The website header features the Koha logo and the text "राष्ट्रीय प्रौद्योगिकी संस्थान कलिकट" and "NATIONAL INSTITUTE OF TECHNOLOGY CALICUT". A search bar is present with a dropdown menu open, showing options: "Library catalog", "Title", "Author", "Subject", "ISBN", "Series", and "Call number". The "Library catalog" option is highlighted. Below the search bar, there are links for "Home", "NIT Calicut", "Library Home Page", and "Nalanda Repository". The main content area has a heading "Welcome to the Online Catalog of NIT Calicut Library" and a paragraph explaining how to use the search bar. To the right, there is a "Log in to your account" section with fields for "Login:" and "Password:", and a "Log in" button. The footer of the page indicates "Powered by Koha".

HOW TO LOGIN IN TO OPAC

 [Lists](#) 

Log in to your account

 राष्ट्रीय प्रौद्योगिकी संस्थान कलिकट
NATIONAL INSTITUTE OF TECHNOLOGY CALICUT

Search Library catalog 

[Advanced search](#) | [Authority search](#) | [Tag cloud](#)

Home

NIT Calicut

Library Home Page

Nalanda Repository

Welcome to the Online Catalog of NIT Calicut Library

To get started, just fill in the blank on the search bar above with what you want to find and click GO. If there is something specific that you wish to find, like an author or a title, you can use the "Library Catalog" dropdown menu to select a specific area.

You can also use the format dropdown menu to search particular types of items - like books, bound volumes, or CDs - or search for items in specific collections. For even more specific searching, use the advanced search feature to help narrow in on what you are looking for.

And as always, we are here to help you! Stop by the circulation desk or contact the Librarian if you aren't finding what you need.

Log in to your account:

Login:

Password:

LOGIN AND PASSWORD “YOUR ROLL NUMBER”

After login you can check all information regarding your library

account 1)How many Checkouts

2)Due Date

3)Fine details

REFERENCES

- ❖ https://en.wikipedia.org/wiki/Online_public_access_catalogue
- ❖ https://koha-community.org/manual/17.05/html/12_opac.html

HOW TO USE E-BOOK SEARCH


STEP1: Goto the following URL.

<http://www.library.nitc.ac.in/vufind.php> (Only Available In NITC Intranetwork)

The screenshot shows a web browser window with the address bar displaying `192.168.240.186/vufind/`. The browser's taskbar at the top includes icons for Apps, Turnitin, DSpace, Koha, Session, Duty, Directorate of T, Central Library, and FreeJobAlert.Co. The main content area has a green header with the National Institute of Technology Calicut logo and name in Hindi and English. A 'Login' button and a 'Language' dropdown menu are in the top right. Below the header is a search bar with a text input field, a dropdown menu set to 'All Fields', a green 'Find' button, and a link to 'Advanced'. The page is divided into two columns: 'Browse by Language' and 'Browse by Format'. The 'Browse by Language' column lists English, German, Japanese, Portuguese, and Russian. The 'Browse by Format' column lists Book and eBook. At the bottom, there are three sections: 'Search Options' with links to Search History and Advanced Search; 'Find More' with links to Browse the Catalog, Browse Alphabetically, Explore Channels, Course Reserves, and New Items; and 'Need Help?' with links to Search Tips, Ask a Librarian, and FAQs.

← → ↻ ⓘ 192.168.240.186/vufind/ ☆ 🌐 📄 📁 📁 📁 📁 📁 📁

Apps Turnitin DSpace Koha Session Duty Directorate of T Central Library FreeJobAlert.Co

 राष्ट्रीय प्रौद्योगिकी संस्थान कलिकट
National Institute of
Technology Calicut

Login Language ▾

All Fields 🔍 Find Advanced

Browse by Language

- English
- German
- Japanese
- Portuguese
- Russian

Browse by Format

- Book
- eBook

Search Options

- Search History
- Advanced Search

Find More

- Browse the Catalog
- Browse Alphabetically
- Explore Channels
- Course Reserves
- New Items


Need Help?

- Search Tips
- Ask a Librarian
- FAQs


Enter book key word or name

← → ↻ 192.168.240.186/vufind/ ☆

Apps Turnitin DSpace Koha Session Duty Directorate of T Central Library- FreeJobAlert.C

 राष्ट्रीय प्रौद्योगिकी संस्थान कलिकट
National Institute of
Technology Calicut

Login Language ▾

All Fields  Find Advanced

Browse by Language

English
German
Japanese
Portuguese
Russian

Browse by Format

Book
eBook

Search Options

- Search History
- Advanced Search

Find More

- Browse the Catalog
- Browse Alphabetically
- Explore Channels
- Course Reserves
- New Items

Need Help?

- Search Tips
- Ask a Librarian
- FAQs



राष्ट्रीय प्रौद्योगिकी संस्थान कलिकट
National Institute of
Technology Calicut

 Login [Language](#) ▾

All Fields ▾



Find

[Advanced](#)

Browse

[English](#)
[German](#)
[Japanese](#)
[Portuguese](#)
[Russian](#)

Search

- [Search](#)
- [Advanced](#)

Machine Design **Data** Book, 1e

Database Management Systems

Introduction to **Database** Management Systems

Database Processing

Database Systems: The Complete Book

Distributed **Database** Systems

Data and Computer Communications: Pearson New International Edition

Database Solutions : A step by step guide to building **databases**

Database Systems: Pearson New International Edition

First Course in **Database** Systems, A: Pearson New International Edition

Browse by Format

[Book](#)
[eBook](#)

Need Help?

- [Search Tips](#)
- [Ask a Librarian](#)
- [FAQs](#)

*Click Find
Button*

Select the keyword from the list.

I am selecting the Second One Database Management Systems



राष्ट्रीय प्रौद्योगिकी संस्थान कलिकट
National Institute of
Technology Calicut

Login Language ▼

All Fields ▼

Find

Advanced

Search: Database Management Systems

Suggested Topics within your search.

Database Management 320

Database management 320

Information Systems Applications (incl. Internet) 250

Computer science 232

Information Storage and Retrieval 219

Information storage and retrieva 219

Artificial Intelligence 205

[more ...](#)

Showing 1 - 20 results of 448 for search 'Database Management Systems', query time:

0.12s

Sort

Relevance ▼

Narrow Search

Institution ▲

NITC

448

Library ▲



Central Library

448

Showing 1 - 20 results of 448 for search 'Database Management Systems', query time:

0.12s

Sort Relevance ▼

1  **Database Management Systems**  Save to List



NO IMAGE
AVAILABLE

by ITL ESL

Publisher Name: Pearson India

 Get full text

Book

2  **Introduction to Database Management Systems**  Save to List

NO IMAGE
AVAILABLE

by Kahate, Atul

Publisher Name: Pearson India

 Get full text

Book

3  **Advances in Databases and Information Systems 10th East European Conference, ADBIS 2006, Thessaloniki, Greece, September 3-7, 2006. Proceedings /**  Save to List

NO IMAGE
AVAILABLE

Published 2006

Table of Contents: "; "...Invited Papers -- Data Ring: Let Us Turn the Net into a Database! -- Future Data Management: "It's..."

Publisher Name: Springer Berlin Heidelberg,

 Get full text

Electronic

4  **Database Systems for Advanced Applications 11th International Conference, DASFAA 2006, Singapore, April 12-15, 2006. Proceedings /**  Save to List

NO IMAGE
AVAILABLE

Published 2006

Table of Contents: "; "...Keynote Addresses -- Dataspace: A New Abstraction for Information Management -- Dissemination..."

Publisher Name: Springer Berlin Heidelberg : Imprint: Springer,

 Get full text

Electronic

It displays all the ebooks related "Database Management Systems"

If you want to access the second book select the “[Get full text](#)” link

2


NO IMAGE
AVAILABLE

Introduction to Database Management Systems
by Kahate, Atul
Publisher Name: Pearson India


 [Get full text](#)

[Book](#)

 [Save to List](#)



Click the [Get full text](#) link to access the eBook

 Read Online Download Book Add to Bookshelf Share Link to Book Cite Book

Introduction to Database Management Systems

Atul Kahate

Availability

Your institution has access to 3 copies of this book.



Read Online

54

pages remaining for copy (of 54)



Download Book

Get all pages, require free third-party software, Check out this book for up to 7 days.

54

pages remaining for PDF print/chapter download (of 54)



Download PDF Chapter

Get up to 54 pages, use any PDF software, does not expire.

Description

Currently not available for this book.

Table of Contents

Book Details

TITLE

Introduction to Database Management Systems

EDITION

1

AUTHOR

Atul Kahate

PUBLISHER

Pearson India

PRINT PUB DATE

2006-06-09

EBOOK PUB DATE

N/A

LANGUAGE

English

Show more

Table of Contents

Cover

pp Intro-vi; 7 pages



Download PDF



Read Online

Foreword

pp vii-viii; 2 pages



Download PDF



Read Online

Preface

pp ix-xii; 4 pages



Download PDF



Read Online

Acknowledgements

pp xiii-xiv; 2 pages



Download PDF



Read Online

Contents in Brief

pp xv-xvi; 2 pages



Download PDF



Read Online

Contents

pp xvii-xxiv; 8 pages



Download PDF



Read Online

Chapter 1: File Systems

pp 1-38; 38 pages



Download PDF



Read Online

► Show Subsections

Chapter 2: Introduction to Database Systems

pp 39-90; 52 pages



Download PDF



Read Online

► Show Subsections

Chapter 3: The Relational Model

pp 91-134; 44 pages



Download PDF



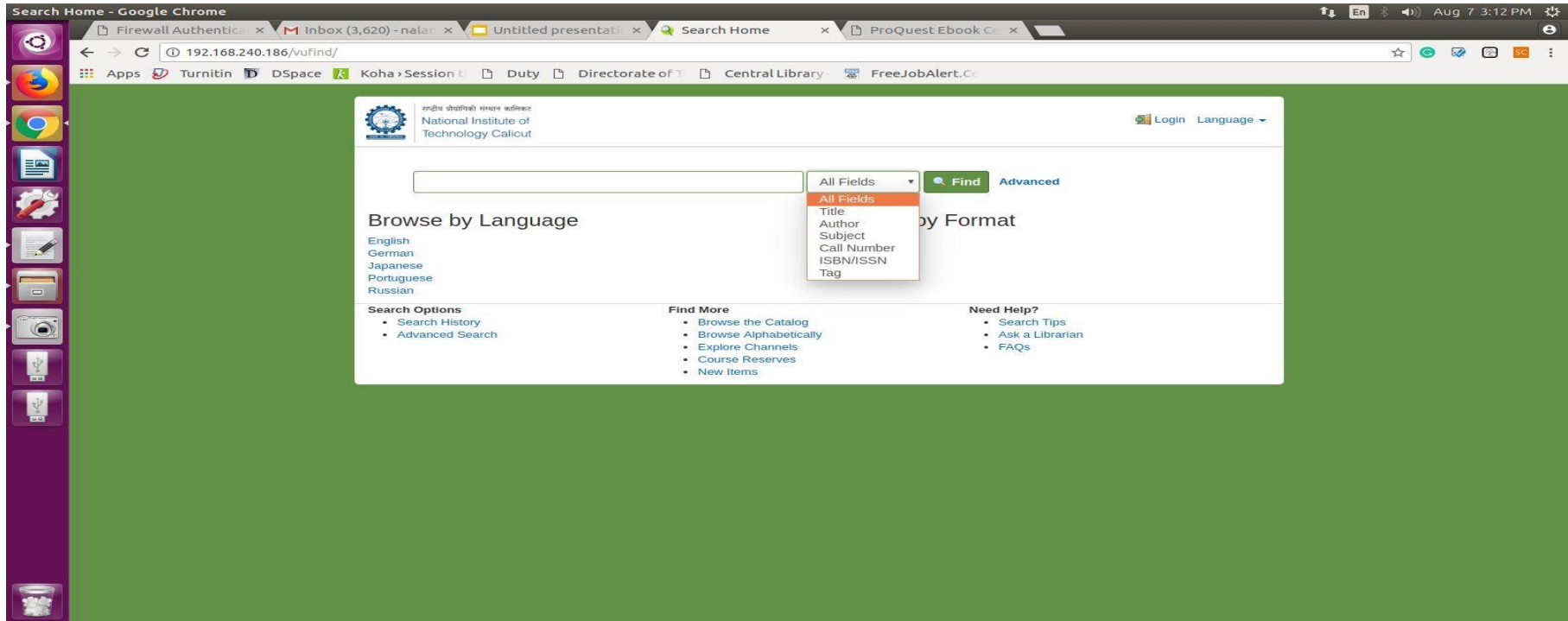
Read Online

You have two options

- ❖ *You Can Read Online*
- ❖ *You Can Download PDF chapter*

Different mode of Search

- ❖ Title
- ❖ Author
- ❖ Subject
- ❖ ISBN

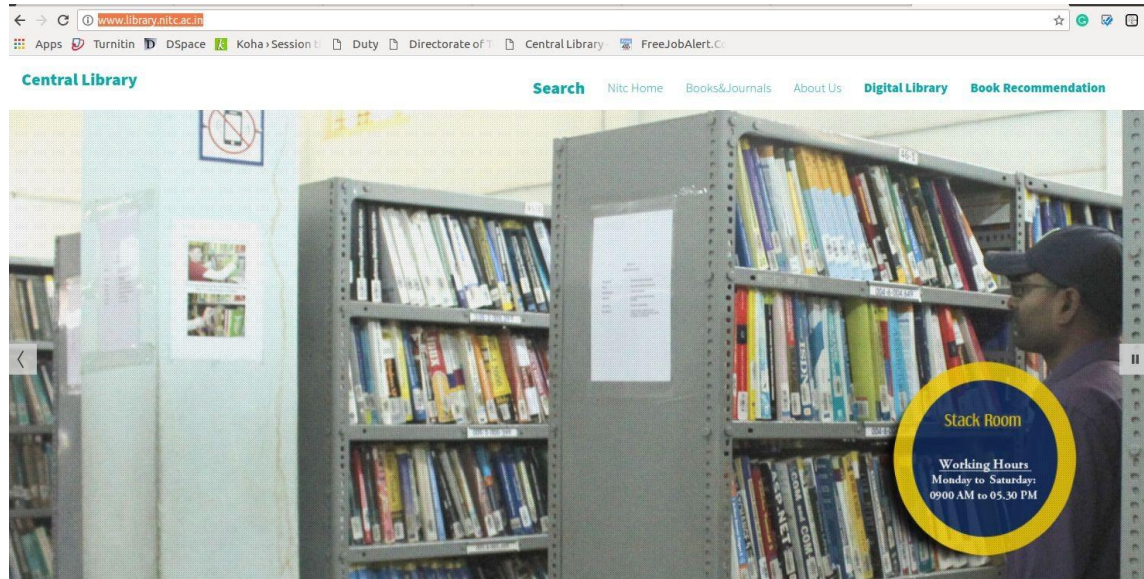


BOOK RECOMMEND THROUGH LIBRARY WEBSITE

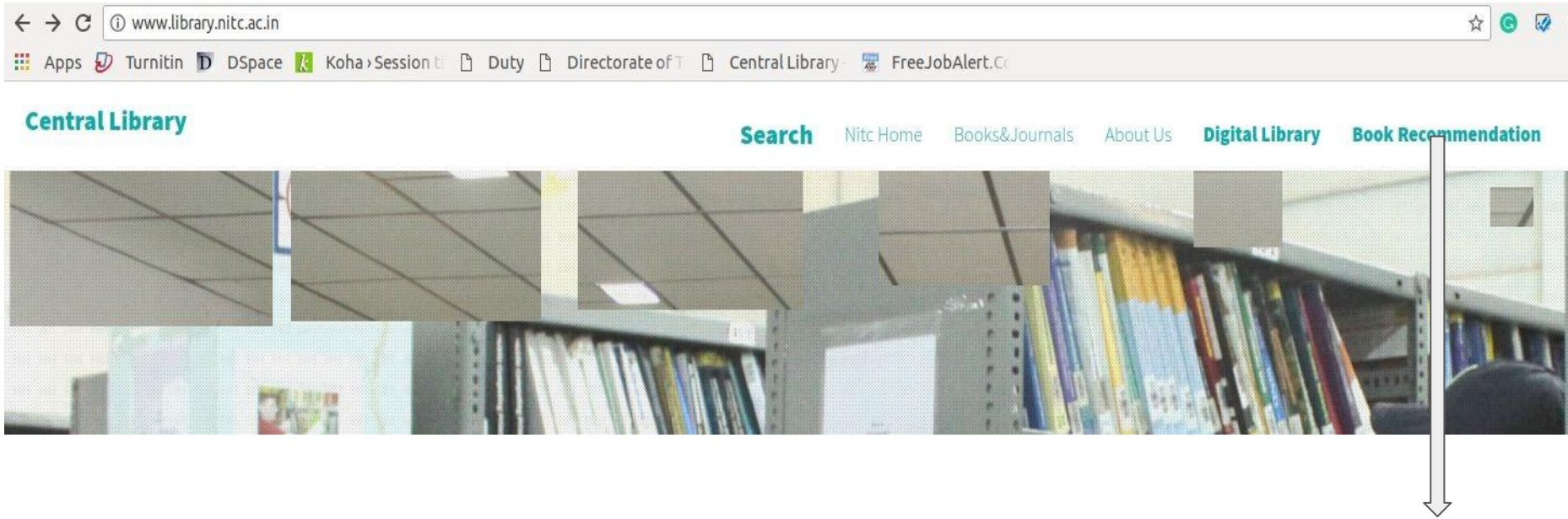
HOW TO RECOMMEND A BOOK THROUGH LIBRARY WEBSITE

STEP 1: Login to your Gmail Account with nitc email id

STEP 2: Goto Library Website <http://www.library.nitc.ac.in/>



STEP2: Select Book Recommendation Menu



Click to Book Recommendation

You will be redirected to Google Form



Print Books Recommendation - 2019

This form is to be used for recommending Print Books to the Central Library of NIT Calicut.
NITC user id is a must for completing this.
(Please contact CNC in case of any issue with your nitc mail id.)

Any number of books may be recommended by an individual.
Library will compile the recommendations for books belonging to a certain department / section / school and
get approval from the concerned Head before proceeding for purchase.

Thank you for your time!

Your email address (nalanda@nitc.ac.in) will be recorded when you submit this form. Not you?
[Switch account](#)

STEP 3: Fill the Google Form

STEP 4: Click the Submit Button

If the Book is ready for issue you will receive an email alert to the registered email-id

DSPACE

DSpace be used for?

DSpace is an open source repository software package typically used for creating open access repositories for scholarly and/or published digital content.

How to get a thesis from Dspace

Steps:

1. Go to <http://library.nitc.ac.in/dspace.php>(Only Available in NITC Intranet)
2. you can search by Department, Author or Title wise.
3. Abstract is accessible, for getting full thesis click on the locked full thesis.
4. Fill the form and request for the copy.

Request a copy of the document

Enter the following information to request a copy of the document from the Guide/Supervisor of this Electronic Thesis and Dissertion.

IMPLEMENTATION OF POWER AND AREA EFFICIENT RECONFIGURABLE FIR FILTERS USING INEXACT ADDERS AND SUBTRACTORS

Name:

Your e-mail address:

This email address is used for sending the document.

Files:

☒ All files (of this document) in restricted access. ☐ Only The requested file.

Email Id of Guide/Supervisor of the ETD you are requesting.:

Request copy

HOW TO USE GRAMMARLY Y

Definition: Grammarly is an online grammar checking, spell checking, and plagiarism detection platform for the English language developed by Grammarly.

STEPS

1: Goto the following URL.

<http://www.library.nitc.ac.in/grammarly.html>

2: Click the link Grammarly.

Grammarly access is now active for use

Grammarly access is now active for use, for more details please contact : Digital Library

Phone: +91 495 228 6056

3:Sign Up with your NITC email address.

4:Login with Valid User name and Password.

5:Upload your file by clicking “New Upload” and Correct the spelling and grammar.



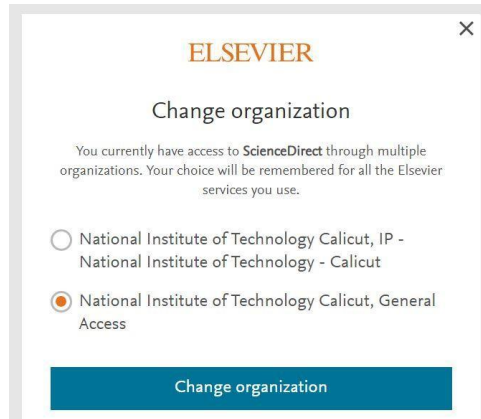
HOW TO USE ONLINE JOURNALS

Steps:

1. <http://library.nitc.ac.in/onlinejournals.html>
2. Click and download the needed journal from displayed list.

eg: Click on journal icon ACS -> Select journal title.

3. For the journals from sciencedirect, choose the organization as **NITC general access.**

A screenshot of an Elsevier web interface showing a 'Change organization' dialog box. The dialog box has a title bar with the Elsevier logo and a close button. The main text reads: 'Change organization' followed by 'You currently have access to ScienceDirect through multiple organizations. Your choice will be remembered for all the Elsevier services you use.' There are two radio button options: 'National Institute of Technology Calicut, IP - National Institute of Technology - Calicut' (unselected) and 'National Institute of Technology Calicut, General Access' (selected). At the bottom is a blue button labeled 'Change organization'.

TURNITIN

- ❖ *Prevent Plagiarism*
- ❖ *Identify unoriginal content with the world's most effective plagiarism detection solution. Manage potential academic misconduct by highlighting similarities to the world's largest collection of internet, academic, and student paper content.*

Please follow the procedure detailed below for getting a document checked by turnitin.

- ❖ *Create the document in one of the turnitin acceptable formats - most of the common formats like **pdf, doc, docx, txt** are all supported.*
- ❖ *Ensure that the document is named with your nitc email login id. It should not be password protected. For example, if you want to check a pdf file and your nitc mail id is joby_b180125cs@nitc.ac.in, the file must be named as `joby_b180125cs.pdf`*
- ❖ *Send this file from your nitc mail id to turnitin@nitc.ac.in with the subject check. Please note that requests from non-nitc mail ids will not be entertained.*
- ❖ *The file size must be 100 M B*

KNIMBUS

Knimbus is a rich content platform for institutions to build their mLibrary which provides their users all the knowledge available through the library on any device from anywhere.

- Integrated platform for all eResources.
- eLibrary Mobile App provides easy 24x7 access from
- Brings awareness towards eResources.

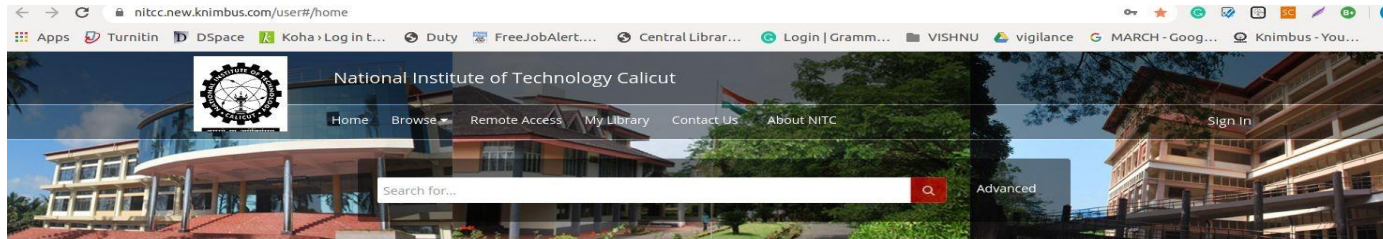
USER REGISTRATION KNIMBUS

PLATFORM

STEP-1

GO TO THE FOLLOWING URL

<https://nitcc.new.knimbus.com/>



Section



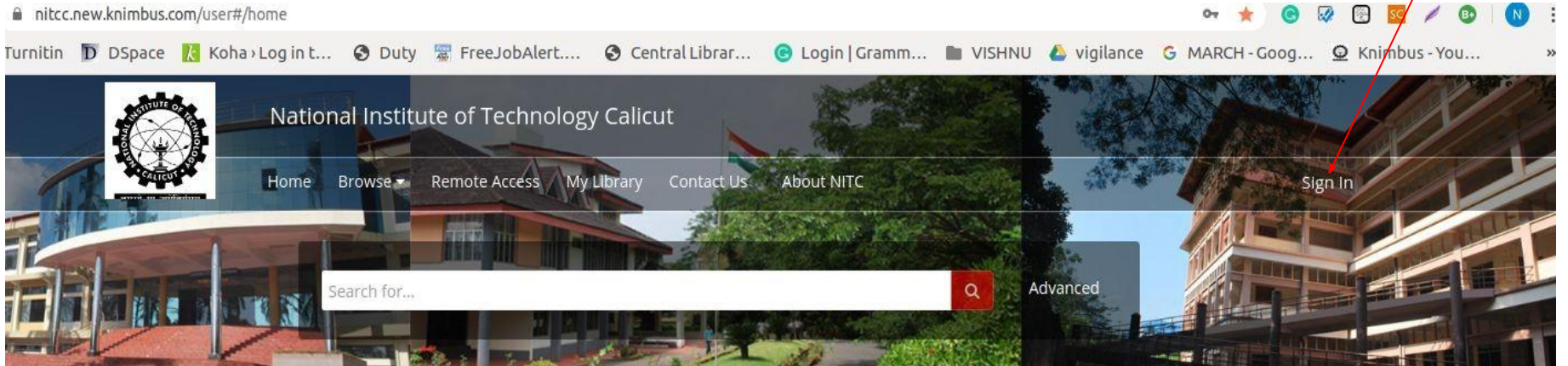
Source



Subject

STEP-2





CLICK THE SIGN IN BUTTON



STEP 3

CLICK TO New User? Sign Up


Sign up for more features


-  My Library
-  Save Content
-  Notifications
-  Remote Access

New User? Sign Up

Sign In

Seems you are not accessing library from your campus, please login to continue.

 Enter your email address

 Password

[Forgot password?](#)

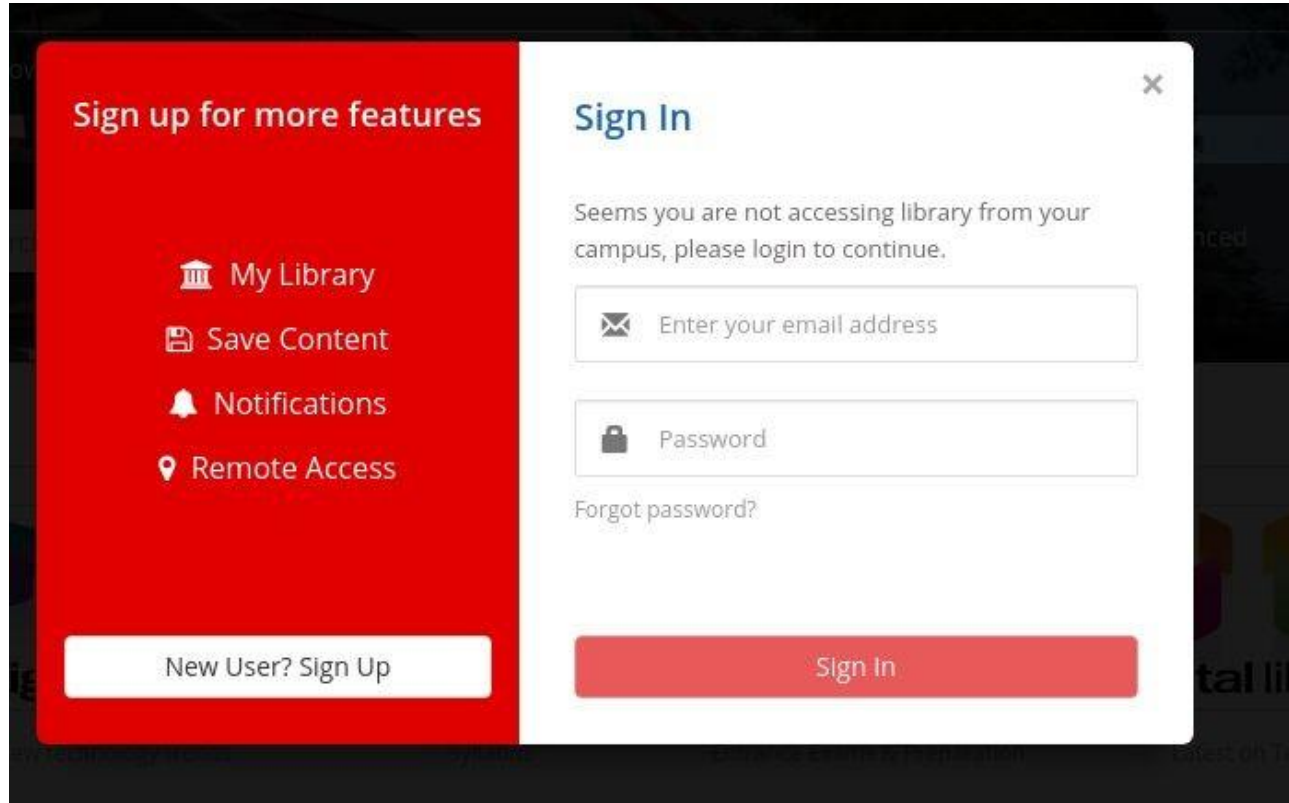
Sign In

STEP-4

FILL up the form and click the Sign Up Button Email address must be nitc email id

The image shows a user interface for signing up. On the left, a red sidebar titled "Sign up for more features" lists four options: "My Library" (with a book icon), "Save Content" (with a document icon), "Notifications" (with a bell icon), and "Remote Access" (with a location pin icon). Below this list is a button labeled "← Back to Sign In". On the right, a white modal titled "New User | Sign Up" contains three input fields: "Enter your email address" (with an envelope icon), "User name" (with a person icon), and "Password" (with a lock icon). A red "Sign Up" button is at the bottom of the modal. The background is dark and shows parts of a library website.

Login details received in the registered email



The image shows a library login interface. On the left is a red sidebar with the heading "Sign up for more features" and four options: "My Library", "Save Content", "Notifications", and "Remote Access". At the bottom of the sidebar is a button "New User? Sign Up". On the right is a white panel titled "Sign In" with a close button (X). It contains a message: "Seems you are not accessing library from your campus, please login to continue." Below this are two input fields: "Enter your email address" and "Password". A link "Forgot password?" is below the password field. At the bottom of the white panel is a red "Sign In" button.

Sign up for more features

- My Library
- Save Content
- Notifications
- Remote Access

New User? Sign Up

Sign In

Seems you are not accessing library from your campus, please login to continue.

Enter your email address

Password

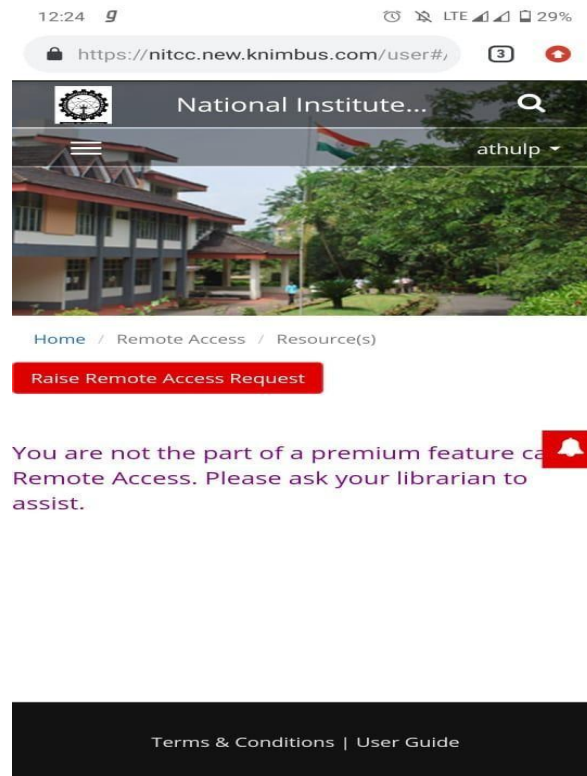
Forgot password?

Sign In

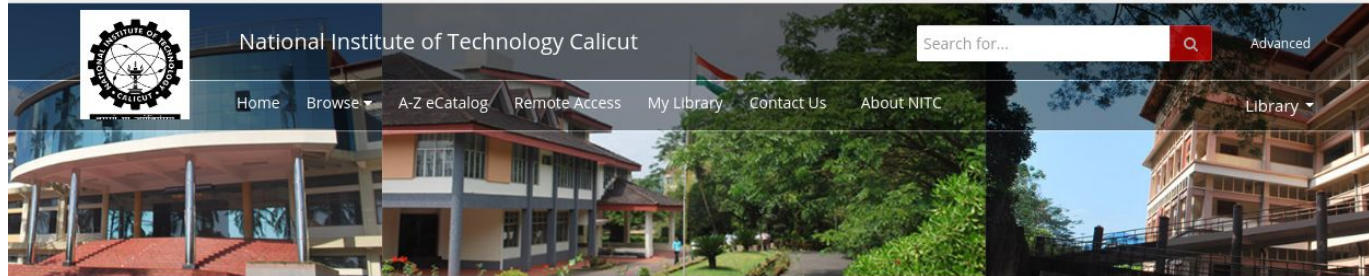
STEP 5 Login with Registered email address and password

Click Raise Remote

Access Request



STEP:6 Goto Remote Access



[Home](#) / [Remote Access](#) / [Resource\(s\)](#)

Clicking on any resource listed below, you will be redirected to the publisher's platform as an authenticated Remote Access user.



ACM Digital Library (ACM)



American Institute of Physics (AIP)



American Physical Society (APS)



American Society of Civil Engineers (ASCE)



American Society of Mechanical Engineers (ASME)



Cambridge eBook Online



Engineering Village



IEEE



JSTOR



McGraw Hill Education

THANK YOU